

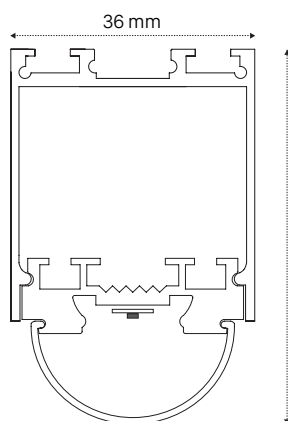
LAPIS CUBE

STILO

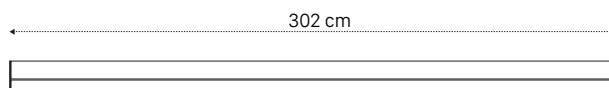


CARATTERISTICHE TECNICHE PRODOTTO

Apparecchio a Led in alluminio ad emissione diretta composto da diffusore in Policarbonato opale. Alimentatore incorporato. Finitura standard bianco o nero opaco



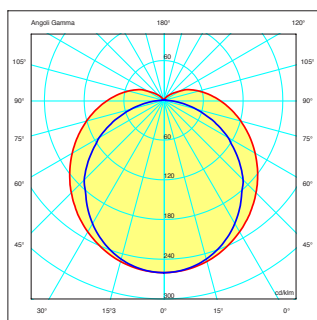
302 cm
78W CRI 90
LUMEN 4.800
KELVIN 3000



DIFFUSORE IN POLICARBONATO
COLORE BIANCO - NERO
DURATA 50.000 ORE
TEMPERATURA -20 +55 °C

GARANZIA 5 ANNI

IP20  



ACCESSORI DISPONIBILI

KIT SOSPENSIONE



KIT PLAFONE

