

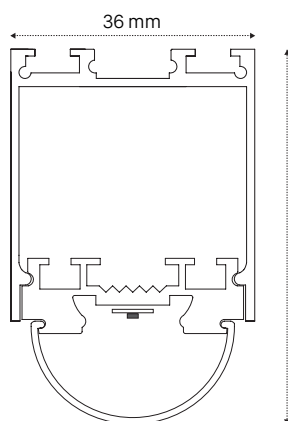
# LAPIS CUBE

## STILO

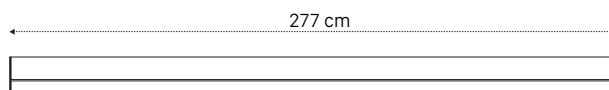


### CARATTERISTICHE TECNICHE PRODOTTO

Apparecchio a Led in alluminio ad emissione diretta composto da diffusore in Policarbonato opale. Alimentatore incorporato. Finitura standard bianco o nero opaco



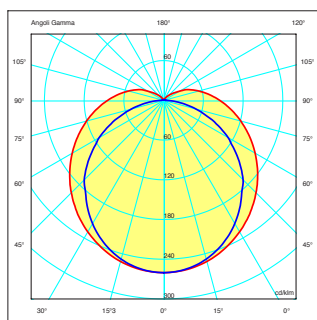
277 cm  
59W CRI 90  
LUMEN 3.616  
KELVIN 3000



DIFFUSORE IN POLICARBONATO  
COLORE BIANCO - NERO  
DURATA 50.000 ORE  
TEMPERATURA -20 +55 °C

GARANZIA 5 ANNI

IP20  



### ACCESSORI DISPONIBILI

KIT SOSPENSIONE



KIT PLAFONE

